

Greaseproof paper sheet

Choose colour




White



Brown

Choose print colours




1 color




2 color

Design guidelines

- Only dark colors can be printed on kraft.
- Make sure there are not too many details.
- Pay attention to the number of colours you choose. Let your design depend on this.
- Colours are printed in PMS Coated these may differ from screen colours.
- Do not use images!
- Provide texts in outline or send the font along.
- The grey line has to fit in the design, this is where the machine is closing.



Preview. Final results may differ.



Cliché (for supplier)

We emphasize that a general tolerance applies for misplacement up to +/- 5 mm in any direction. Also — when printing multiple colors — a tolerance of +/- 2 mm per color must be taken into consideration. Colors on monitors and color printers can differ from final print and color differences and/or spots cannot be prevented. Small parts, grids and text can be closed or broken. Please check this proof carefully for spelling errors, color deviations, etc. After your approval we cannot be held accountable for spelling errors.

We can use samples, pictures and drawings of this project for marketing purposes. This print-proof is subject to the general terms and conditions of The Branding Club.

Do not reproduce. Copyright by The Branding Club®